



ROYAL RANGERS LEADERS

# WINTAATK#H



WINTER 76-77



**JOHN ELLER**  
**EDITOR**

Volume XIII Number 2  
Winter 1976-77

SILAS GAITHER  
*National Director*  
*Church Ministries*

PAUL McGARVEY  
*Secretary*  
*Men's Department*

JOHNNIE BARNES  
*National Commander*  
*Royal Rangers*

PAUL STANEK  
*National Training &*  
*Promotional Coordinator*

JOHN ELLER  
**EDITOR**  
*National Dispatcher*

### ABOUT THE COVER

Cover photo for the Winter quarter shows National Dispatcher John Eller in FCF costume with a special dispatch: "Merry Christmas, Happy New Year, and Happy Valentine's Day."

Commander Eller is smiling because of the birth of a son, John David, on June 27, 1976. He joins Johna, age 5, and Jeanie, age 2.

DISPATCH is a quarterly publication issued by Royal Rangers, 1445 Boonville Ave., Springfield, Mo. 65802. Subscription price (U.S.) \$1.00 per year. Second-class postage paid at Springfield, Missouri.

### DISPATCHER'S EXPRESS

One of the most colorful eras of American history is the Pony Express. This mail route by horseback between St. Joseph, Mo., and Sacramento, Calif., only lasted from April 1860 until October 1861, but its fascination is timeless.

The Pony Express was introduced by Russell, Majors, and Waddell in an effort to save their tottering freighting and stagecoach firm from bankruptcy. Sensational though it was, the idea failed to achieve their goal.

However, on the afternoon of April 3 at exactly 5:00 p.m., two riders swung into their saddles 1,980 miles apart. Before the trek was ended, 80 men each rode 75 miles on 429 horses and changed mounts every 10 miles. There were 190 relay stations.

Service ended on October 24, 1861, when the first transcontinental telegraph was completed. But the legend would live on.

The most important dispatch the Pony Express ever carried was news of Lincoln's election as President, preserving the union and keeping California within the ranks.

An interesting sidelight of the Pony Express was the kind of riders it called. An advertisement appearing in San Francisco papers in March, 1860, read as follows: "WANTED—YOUNG SKINNY WIRY FELLOWS not over eighteen. Must be expert riders willing to risk death daily. Orphans preferred. WAGES \$25 per week. Apply, *Central Overland Express, Alta Bldg., Montgomery St.*"

Alexander Majors, who arranged the details of the Pony Express in a 60-day time limit, gave each pony rider a small Bible with the firm's name on it.

Although the final rider has long since delivered the last *mochila*, many Pony Express traditions are kept alive. We like to think this is being done best by the Royal Rangers Leader's DISPATCH: a rider with Bible in hand.

## The American Tomahawk

Over 300 years ago the steel tomahawk brought the American Indian out of the Stone Age and into the Age of Modern Man. The tomahawk was used originally by the Indian as a camping tool. He became very proficient at chopping wood, cutting lodge poles, skinning and cutting up game. Much later, when the tomahawk became a warrior's weapon, the Indian wielded it with even greater proficiency and deadly accuracy.

The tomahawk was prized so highly by the Indian that, as a trade item, it would bring as many as twenty five live beaver pelts. This was quickly noted by the early frontiersman and the major trade companies of the day such as the great Hudson Bay Company, the Astor Fur Company and DuPont.

To meet the demand for this valuable trade article, tomahawks were forged in great quantities by the ironsmiths of England, France and Spain. As the colonies became settled more and more tomahawks were wrought by American blacksmiths. Trade in this item became so brisk that many blacksmiths set up their forges on the fringes of the frontier to be closer to the traders, trappers and frontiersmen.

Although highly prized by the Indian, the tomahawk was almost always made by the white man for very few Indians had the opportunity or desire to be a blacksmith.

The tomahawk was held in great reverence and soon became part of Indian ritual dances and other ceremonies. "Bury the Hatchet" was a vow seriously given and kept in regard to peace between individuals, tribes, and settlers alike. When any country made a treaty with the Indians there was an exchange of gifts. This nearly always included fine presentation tomahawks. Many of these fine relics of early America have survived. Most of these are in museums or private collections and all are quite valuable.

Not only was the tomahawk considered a necessity by the natives but also by the

white man such as the trapper, Indian fighter, and early settler. The weapon foremost in importance was the Flintlock rifle with tomahawk running a close second. The rifle would fire one shot then require several seconds to reload. In those precious seconds to reload, the tomahawk came into play. It also had the advantage over the rifle of being silent.

Today, thousands of people are interested in preserving and re-enacting the era of early American frontier life.

In the 1920's a small group of these men and women established the National Muzzle Loading Rifle Association. The idea quickly caught on and today the organization has over 12 thousand members from all walks of life and all parts of the country.

Twice each year the members meet in a beautiful valley near the village of Friendship, Indiana to hold their national matches. These matches include shooting the muzzle loading rifle, throwing tomahawks and knives, and starting fire with flint and steel. One of the main highlights is dressing in the original costumes of the period (1740-1820).

Obtaining original equipment for these matches has become almost impossible. Participants must either make all their own accoutrements or find someone willing to do it for them in the old, original manner. For years, members searched for someone to hand forge early style tomahawks.

In 1970, the Amish blacksmiths were asked to make a couple of "hawks" by the old method. They turned out so well that requests began coming from all over.

After considerable thought and lengthy talks with the Amish it was decided to establish the H & B Forge for the manufacture of tomahawks. Soon the H & B Forge was manufacturing tomahawks, knives, flint strikers, belt buckles, candle holders, candle lanterns, and other Early American items which are sold throughout the United States, Alaska, and Canada.



The Executive Committee has six men with District Commander experience.

The North Star FCF Chapter was organized in 1970.

Jim Steffins, New York Aide-de-Camp, is a direct descendant of Martin Luther.

Georgia is the largest state east of the Mississippi.

HIGH ADVENTURE was launched in the summer of 1971.

Arkansas had their first Pow Wow in 1975.

Southern Missouri had their first Pow Wow in 1966.

The Executive Committee has six ordained ministers.

# December

WEEKLY THEME	WEEKLY PROGRAM FEATURE	SPECIAL ACTIVITIES	PROJECTS & RESOURCE
LIVING MANGER SCENE Planning	<ol style="list-style-type: none"> <li>1. Living manger scene to be run during week before Christmas</li> <li>2. Need cooperation and help from every member of the outpost</li> <li>3. But it's not an impossibility. We can do it if we want!</li> </ol>	<ol style="list-style-type: none"> <li>1. Assign commanders different responsibilities</li> <li>2. Make assignments to patrols</li> <li>3. Create an atmosphere of enthusiasm and cooperation for the project</li> <li>4. Remind everyone they are being counted on</li> </ol>	<ol style="list-style-type: none"> <li>1. Assignments:               <ol style="list-style-type: none"> <li>a. Shed &amp; manger</li> <li>b. Live animals</li> <li>c. Characters (will need Missionettes' help).</li> <li>d. Place &amp; lighting</li> <li>e. Clothes, hay, star</li> <li>f. Prod. schedule</li> <li>g. Promotion</li> <li>h. Supervision</li> <li>i. Refreshments</li> </ol> </li> </ol>
LIVING MANGER SCENE Planning	<ol style="list-style-type: none"> <li>1. St. Francis of Assisi first to do a Nativity scene</li> <li>2. A live scene can do much to publish the Gospel, promote our church, and reach our town</li> <li>3. Call for reports from various personnel involved</li> </ol>	<ol style="list-style-type: none"> <li>1. Work nights for the shed</li> <li>2. Line up pickups or horse trailers to transport animals (animals will vary according to location &amp; availability)</li> <li>3. Check to have electricity on site</li> </ol>	<ol style="list-style-type: none"> <li>1. Check progress on costumes &amp; star</li> <li>2. Finalize days &amp; time schedules for scene to be presented (bear in mind any schedule conflicts, working hours and local times)</li> <li>3. Begin promotions</li> <li>4. Assign refreshments for cast &amp; crew</li> </ol>
LIVING MANGER SCENE Production	<ol style="list-style-type: none"> <li>1. Review assignments</li> <li>2. Check costumes</li> <li>3. Instruct crew when to turn on lights, unload cattle, etc.</li> <li>4. If scene is away from church grounds obtain a simple sign to identify</li> </ol>	<ol style="list-style-type: none"> <li>1. Enlist anyone whose work is finished to help with the animals (feed, water, clean-up, etc. It's a good idea to secure animals with stakes)</li> <li>2. Be sure there are extra flood or spot lamps</li> </ol>	<ol style="list-style-type: none"> <li>1. Call the local media: newspaper, radio, TV, etc., for coverage</li> <li>2. Ask the pastor to promote during the church services</li> <li>3. Background music of the season will add greatly to the production.</li> </ol>
LIVING MANGER SCENE Clean-up	<ol style="list-style-type: none"> <li>1. Congratulate the outpost on a job well-done</li> <li>2. Offer special thanks to any girls or ladies who assisted</li> <li>3. Plan to write letters of thanks to townspeople who helped in any way</li> </ol>	<ol style="list-style-type: none"> <li>1. Call a work night to dismantle scene (animals should have already been removed by owners)</li> <li>2. Ask each group to dismantle what they put up</li> <li>3. Remove all rubbish, hay, lumber, etc., from area</li> </ol>	<ol style="list-style-type: none"> <li>1. Clip newspaper stories and photos, and post on bulletin board</li> <li>2. Return all equipment to owners or store at their request</li> <li>3. Make an effort to get everything in order before Dec. 31st.</li> </ol>

# January

WEEKLY THEME	WEEKLY PROGRAM FEATURE	SPECIAL ACTIVITIES	PROJECTS & RESOURCE
<b>SERVICE PROJECTS</b>  (Submitted by Roger Lewis of Gainsville, Texas)	1. A Royal Ranger is <b>READY to serve</b> 2. There are many things Rangers can do to help others 3. The entire outpost should be involved in a service project this month 4. Do unto others . . .	1. Participate in "Cash for cans" to support antipollution 2. Money-earning projects for church or outpost improvement 3. Aid to the needy and elderly, by visits, errands, etc.	1. Offer to assist in cleaning up the church property 2. Schedule a service in a convalescent home or institution 3. Collect returnable soft drink bottles as a fund-raising project 4. Community drives
WEEKLY THEME	WEEKLY PROGRAM FEATURE	SPECIAL ACTIVITIES	PROJECTS & RESOURCE
<b>PACKING YOUR PACK</b>	1. Importance of a back-pack 2. Discuss sizes of packs 3. Discuss possible contents 4. Discuss weight 5. Demonstrate the proper loading of a good pack 6. Explain procedure	1. Obtain good ruck sack, waterproof, with frame, rubber pads, waist straps and large pockets 2. Pack <i>last</i> what you will use <i>first</i> 3. Pack <i>first</i> what you will use <i>last</i> 4. Consider: shelter, fire and food	1. Sweater & jacket 2. Possibility of <i>rain</i> 3. Small items in small pockets 4. Distribute meals among group 5. Equalize weight 6. Make pack comfortable as possible 7. Do not take more than you need!
WEEKLY THEME	WEEKLY PROGRAM FEATURE	SPECIAL ACTIVITIES	PROJECTS & RESOURCE
<b>GUN SAFETY</b>  (Submitted by John Adlamson of Tustin, Calif.)	1. Display nonfiring copy of a gun 2. Emphasize need for caution with guns 3. Talk about dangers, and some incidents you are familiar 4. Tell the boys that <b>all guns are LOADED!</b>	1. Due respect for gun 2. Unload & take apart (or leave action open) when not in use 3. Carry in case to shooting area 4. Clear barrel and action of obstruction before loading	1. Use only properly sized ammunition 2. Remove oil and grease from chamber before loading 3. Stay in control of muzzle at all times 4. Keep safety on until ready to shoot 5. Be sure of target
WEEKLY THEME	WEEKLY PROGRAM FEATURE	SPECIAL ACTIVITIES	PROJECTS & RESOURCE
<b>GUN SAFETY</b> (Ibid)	1. Importance of safety regulations 2. Always follow the rules whether at target practice or hunting 3. Be aware of those shooting with you 4. Look out for others 5. Make safety a habit	1. Study identifying features of game you wish to hunt 2. Never point a gun at anything you do not want to shoot 3. Avoid horseplay 4. Unload all unattended guns	1. Properly store all ammunition 2. Keep away from small children and careless adults 3. Never climb nor jump with a gun 4. Never pull a muzzle toward you
WEEKLY THEME	WEEKLY PROGRAM FEATURE	SPECIAL ACTIVITIES	PROJECTS & RESOURCE
<b>WATER</b>  (Submitted by Orville Werner of Aurora, Colorado)	1. Items needed: one medium power microscope; 3 or 4 slides made up from pond water; sketches of microorganism found in pond water (check a science book); paper and pencils for boys to sketch	1. Check out before meeting 2. Allow each boy to look in microscope and select one microorganism to sketch 3. Give each boy 3 turns looking 4. Check work while in progress	1. Use your sketches or science book to identify each 2. Explain which are harmless and which can be hazardous 3. Emphasize the need for knowing a water source is safe for human consumption on bike or camp-out

# February

WEEKLY THEME	WEEKLY PROGRAM FEATURE	SPECIAL ACTIVITIES	PROJECTS & RESOURCE
BIRD HOUSES	<ol style="list-style-type: none"> <li>1. God created all the birds and fowls on the fifth day of Creation (Gen. 1:20).</li> <li>2. Our Lord said they have nests (Matt. 8:20)</li> <li>3. Some birds are flightless like the chicken</li> <li>4. Many migrate</li> </ol>	<ol style="list-style-type: none"> <li>1. Do a chart on migratory birds' Flyways:               <ul style="list-style-type: none"> <li>● Pacific Flyway</li> <li>● Central Flyway</li> <li>● Mississippi Flyway</li> <li>● Atlantic Flyway</li> </ul> </li> <li>2. Do a chart on migratory birds by category</li> <li>3. Do a chart on birds of prey</li> </ol>	<ol style="list-style-type: none"> <li>1. Make plans to build birdhouses for the Spring</li> <li>2. Check on the kinds of birds using houses in your area</li> <li>3. Assign a qualified commander or boy to draw up some simple plans for birdhouses for the next meeting</li> </ol>
BIRD HOUSES	<ol style="list-style-type: none"> <li>1. Display different plans for inspection and discussion</li> <li>2. Encourage the boys to select the type they wish to build</li> <li>3. Emphasize <i>quality</i> rather than <i>size</i></li> <li>4. Display raw materials &amp; tools</li> </ol>	<ol style="list-style-type: none"> <li>1. Assist boys in sawing or drilling (always use safety precautions with all power tools)</li> <li>2. Discourage anyone in a hurry to finish</li> <li>3. Promote craftsmanship over speed</li> <li>4. Check progress</li> </ol>	<ol style="list-style-type: none"> <li>1. Saws &amp; hammers</li> <li>2. Nails &amp; lumber</li> <li>3. Diagrams or drawings</li> <li>4. Roofing material</li> <li>5. Porch and deck enamels</li> <li>6. Sandpaper &amp; brush</li> <li>7. Cans, rags, thinner, &amp; erecting poles or wire</li> </ol>
BIRD HOUSES	<ol style="list-style-type: none"> <li>1. Encourage finishing touches on houses this week</li> <li>2. Have older boys or leaders assist the younger and slower</li> <li>3. Be sure every boy has a house to put up</li> <li>4. Talk about sites</li> </ol>	<ol style="list-style-type: none"> <li>1. Offer prizes:               <ul style="list-style-type: none"> <li>● Best built</li> <li>● Most likely to attract birds</li> <li>● Most colorful</li> <li>● Most adaptable</li> <li>● Best design (this list may be added to)</li> </ul> </li> <li>2. Set a date for public display</li> </ol>	<ol style="list-style-type: none"> <li>1. Offer an outstanding prize (like a set of tools or a good piece of personal camping gear) to the boy who first has a family of birds move in</li> <li>2. Give the winner special recognition in church bulletin</li> </ol>
BIRD HOUSES	<ol style="list-style-type: none"> <li>1. Plan a tour of neighborhood or area to erect or hang houses</li> <li>2. Split up into groups if the outpost is large</li> <li>3. Have a simple prayer at each placing</li> <li>4. Hang securely</li> </ol>	<ol style="list-style-type: none"> <li>1. Watch for hangings easily accessible to animals of prey such as cats (with all due respect to cat lovers!)</li> <li>2. Avoid areas where birds would obviously be leary of</li> <li>3. Make a record of each house</li> </ol>	<ol style="list-style-type: none"> <li>1. Check progress of houses throughout the next quarter</li> <li>2. Confirm and recognize first bird family</li> <li>3. Commend the outpost for participation in this project</li> <li>4. Remove houses for repair &amp; storage in Fall.</li> </ol>

# THE OUTPOSTER

## CANOE EXPEDITIONS

Beginning in 1977, canoe expeditions will become outdoor *events* rather than national *training* experiences. These events will become regional or district in scope and will be conducted under the supervision of the same.

## WINTER NTC

The first Winter National Training Camp has been postponed until December, 1977. Watch *The Outposter* for future announcements.

## NATIONAL COUNCIL

The dates for the first combined National Royal Rangers Council are March 23-26, 1977, at the headquarters in Springfield. This National Council replaces both the District Commander's Conference and the Aides-de-Camp Council.

Membership in the new council will consist of the District Commander, the District Aide-de-Camp, the District FCF President, and the District Training Coordinator, plus those serving on the National Executive Committee, and the National FCF Committee.

## I/T CLARIFICATION

The Aides-de-Camp have asked the National Training Coordinator to clarify the prerequisites of an Instructor/Trainer.

According to Paul Stanek, "Those who were not Training Chiefs prior to taking the I/TS, *are not* eligible to wear the Instructor/Trainer pin, nor are they able to teach the Advanced LCT until they have met the prerequisites of obtaining Training Chief status. However, they may serve on the Certification Committee upon request of their District Commander."

He states further, "Upon completing the Training Chief status, their I/T card will become valid and then they will have the full privilege of an Instructor/Trainer."

## SKATEBOARDING

Skateboarding is booming as a boy's sport. So are injuries. An estimated 27,500 skateboarders required hospital

treatment last year, up almost *nine times* from the year before. Government records show *eight deaths* from skateboarding.

Commanders should impress their boys with these rules from the National Safety Council: (1) Never skateboard in streets or in driveways that slope into streets. (2) Control, not speed, is the goal to strive for. (3) Match maneuvers to skill. (4) The skateboarder should be sure he can see where he's going and can be seen by other skateboarders at all times. (5) Shoes with nonslip soles may offer a safety advantage. (6) Inspect the board for mechanical soundness on a regular basis.

## CANNED FOOD

A recent outbreak of *botulism* among people who ate canned cherry peppers in an Oklahoma restaurant brings this reminder from health authorities; "Discard any can of food if it is leaking, if the ends are bulged out, or if the food has an unusual smell or appearance. *Don't taste the contents!* Botulism can be fatal.

## LOYALTY LADDER

Make ladder rungs out of poster board placing the name of each boy on a separate rung. Use ropes for the side-pieces. Make holes in each end of the rungs just large enough to slip over the ropes. Hang the ladder on the door or somewhere in the meeting room with an accompanying sign proclaiming, "A ROYAL RANGER IS LOYAL."

When a boy misses a meeting, loosen one end of his rung. When the second consecutive meeting is missed, remove his rung completely. Remember: a ladder is no stronger than its weakest rung!

## NEW NAMES AND FACES

Do you have so many new boys that it is hard for your outpost to learn their names and faces?

To encourage "getting acquainted," take a polaroid picture of the new boys and post them on a special bulletin board with their names, ages, and addresses.

## COMMANDER APPRECIATION DAY

The Senior Commander presents each Commander and Lt. Commander with a beautifully wrapped present. (It need not be expensive.) Then, just as they are ready to unwrap the presents, tell the leaders they cannot unwrap their presents until their outpost or patrol reaches a designated attendance goal. The curiosity of the boys should drive them to reach their goal so they can find out what's in the packages.

## WHAT'S IN THE FORT?

Along the same line of curiosity motivation is the "What's in the Fort" context. Build a small block house from wood or cardboard, and place a *mystery prize* inside. Give one clue as to the contents.

Each boy who brings a prospective Ranger gets an opportunity to guess what is in the fort. Add another clue each week until someone finally guesses correctly and wins the prize.

## CHRIST'S PRESENCE

Help your boys sense Christ's presence by placing an empty chair in your meeting room and inviting Jesus to sit there. Actually, this is not a new idea. Jewish scholars say that every synagogue had an empty chair at the front in which no one ever sat. It was reserved for the Messiah when He would come. Many believe it was that chair in the Nazareth synagogue in which Jesus sat after reading the prophecies of Isaiah about the coming Messiah.

## FOUR FINGERS AND A THUMB

Remember the "four fingers and a thumb" for having successful Commanders' Conferences and Outpost Council Meetings.

The four fingers represent the basic ingredients needed in every meeting: (1) inspiration, (2) instruction, (3) reporting, and (4) planning.

And don't forget the rule of thumb, *keep half-hour limit on all conferences!*

## CHEER UP!

Out of the first four stores F. W. Woolworth opened, three failed. When he died, he was worth more than \$20 million.

Admiral Peary tried to reach the North Pole on seven different trips before he made it on the eighth.



## YOUNG BUCKS & OLD-TIMERS

This term has been adopted for the separate competitive events for FCF outings. Young Bucks are boys under 18, Old-Timers are all those members 18 and over.

A Young Buck may declare himself an Old-Timer and compete against men, but cannot enter the competition for both aggregates.

## NATIONAL FCF STAFF

Johnnie Barnes, National FCF Chairman; Fred Deaver, National FCF President; Don Bixler, National FCF Scribe; Dean Garrison, National FCF Scout; and Dade Massey, Assistant National FCF Scout.

Territorial Representatives: Sonny Green, Colonial; Ralph Palmerton, Long Riflemen; Don Ray, Plainsmen; and David Howard, Mountainmen.

Territorial Representatives are National FCF Vice-Presidents by virtue of office.

*(Editor's Note: We request the Territorial Representatives to advise the DISPATCH office concerning the identity of the Territorial Scouts.)*



## FCF HANDBOOKS

When copy for this issue was being prepared (June, 1976), we were advised by the Gospel Publishing House that there were only 700 copies of the FCF handbook in stock.

This is great news as we will have many revisions and additions in a new printing. Help us clear out the present stock to clear the way for a new edition. (The old ones will make great collector's and trade items.)

### TERRITORIAL SYMBOLS

*Colonial—Eagle*

*Long Riflemen—White-tailed deer*

*Plainsmen—Buffalo*

*Mountainmen—Grizzly Bear*

### GAME BIRDS

We have been reminded that the possession of claws or feathers from the eagle, hawk, or owl is *illegal regardless of the circumstances by which they were obtained*. This means even if they were given to you or the bird was dead when you found it.

Don't take any chances by ignoring this word of caution. The penalty is extremely severe if a game commission representative should ever catch a person in violation.

Since we are a Christian organization, we should be especially careful.

### BLACK POWDER SHOOTS

Rules for black powder shoots being distributed to the districts state that "no pistols are to be fired at FCF outings."

There is also a strong recommendation for the wearing of safety glasses at black powder shoots. "Eyesight is never appreciated to its fullest until you have lost it."

### BUCKSKIN CEREMONY

The National FCF Staff is developing a Buckskin ceremony in which members will be dubbed with their FCF name as they reach this level of advancement.

Names should not be duplicated in the same district.

### REGIONAL COORDINATORS

Regional Coordinators were formerly known as Regional Aides-de-Camp. In

their new role, they have been delegated the responsibility of FCF in their region. This is in addition to their regular duties.

There are eight such Regional Coordinators, two of which will with each Territorial FCF Representative conduct the FCF wilderness vigils.

Regional Coordinators are as follows: John Tyler, Great Lakes Region; Virg Palmer, Gulf Region; Les Hughes, North Central Region; Floyd Larson, Northeast Region; Phil Wayman, Northwest Region; Alan Gell, South Central Region; Bob Simpson, Southeast Region; and Ellis Stutzman, Southwest Region.

All Regional Coordinators are members of the National Staff and the National Executive Committee.

Other members of the executive committee include: Silas Gaither, National Director of Church Ministries; Paul McGarvey, Secretary of the Men's Department; Johnnie Barnes, National Commander; Paul Stanek, National Training & Promotional Coordinator; John Eller, National Dispatcher & Editor of DISPATCH; and Fred Deaver, National FCF President.

### BIG JUMP

Captain Sam Brady (1756-1795), famed Pennsylvania colonist and hero of the Revolution, made a 27-foot jump over the Cuyahoga River to escape pursuing Indians at Kent, Ohio, in 1780.

### INDIAN MILER

Koo-Tah-We-Cots-Oo-Lel-E-Hoo-La-Shar, a Pawnee Indian, clocked by American Army officers with stop watches, ran the mile in 3 minutes, 58 seconds in 1876!

Modern runners never equalled that record until 1954.

### NATIONAL FCF HISTORIAN

David Barnes has been appointed National FCF historian. David wears the Gold Medal of Achievement, is a graduate of Evangel College via the Johnnie Barnes Scholarship, and works on the staff of High Adventure.

District FCF chapters are encouraged to appoint a historian.

# OUTPOST DEVOTIONS



## DANIEL BOONE

(Jim Compton, St. Charles, Mo.)

Pioneer America was a great adventure for Daniel Boone. His restless love for the outdoors lured him into a forbidden wilderness of fierce animals and unfriendly Indian tribes.

Three years after Daniel had established the settlement of Boonesborough, he was taken prisoner by the Shawnee Indians. Threatened with death he challenged his captors to a test of skill and courage. He proved himself so worthy that Chief Blackfish adopted him into the tribe.

What Daniel learned from Indian wisdom aided him in protecting fellow pioneers from Indian attacks. One day, Boonesborough was stormed by 400 warriors. Daniel, along with only 30 men and 20 boys held them off and saved the village.

Boone's America was a turbulent frontier. Yet, he had the grit to dare the unknown so others might follow and thrive there.

In our Christian life, Jesus led the way for us as Daniel did for our forefathers. Each of us should carry on the fight against Satan. As Daniel and the small group of men and boys held off the Indian attack, the men and boys of our outpost can hold off Satan's attack today through our Lord Jesus Christ.

## DO YOU HAVE A FLAT?

(Leon (Shorty) Wills, Lewisville, Tex.)

Aim: To show the boys we can replace our needs with prayer.

Item needed: an old worn-out tire.

Fellows, have you ever been with anyone in a car when they had a flat tire? Was it from a nail, rock, or just plain worn-out? Did you know that a tire can be like a Christian?

When a nail enters a tire, that means that it has been stabbed. We as Christians can often be stabbed by words spoken by others, sometimes those we love most.

There is a liquid that can be put in

a tire to seal the puncture as soon as it is made. As Christians, the Holy Spirit can be our source of help when we are "punctured."

When a tire has been broken inside, it usually means it has hit a rock or sharp object. Ofttimes, we can be broken inside by various circumstances.

The tire manufacturer makes a tire with extra rubber (plys) to withstand bumps and a heavy load. We can liken this to our daily prayer life as this toughens us up" when the hard knocks come.

When a tire goes flat from being completely worn-out, it means that it has withstood both punctures and bumps.

This is where our comparison ends, because a worn-out tire is thrown away. But we as Christians, by the blood of Jesus Christ that covers our sins and the Holy Spirit that strengthens us, will one day receive a new body.

When this old body is worn-out by all the punctures and bumps of life, we have something much better to look forward to.

Fellows, has any of the "air" leaked out of your experience with the Lord? If so, has it been from a puncture, a bump, or, are we just allowing it to escape from our lives?

The only way we can put it back is down on our knees. Let us all gather around the front and ask the Lord to refill our tires, meeting every spiritual need.

## PHOTOGRAPHIC RESPONSIBILITY

(Joe Hills, Houston, Tex.)

Purpose: to show that we have responsibilities in our Christian lives.

Photography has its ethics, codes of practice, and standard business procedures. Many of these have been established by organizations such as the American Society of Magazine Photographers (ASMP). These procedures and practices guarantee both the photographer and his employer honest work

and fair play. Listen to just a few of the items from the code and see how they apply to us.

(1) In taking an assignment, you also take on definite responsibilities to your employer besides that of producing as fine a set of pictures as possible. Being a Christian is an assignment with definite responsibilities to Jesus.

(2) Your employer should receive your work on the specified dates with no excuses. Guarantees you cannot or will not keep are worthless. We must also keep our vows to the Lord, else it is better to have never made them.

(3) The employer should be sure of getting only your best. Use the finest materials. God expects us to put to the best use the talents He has given.

(4) Keep your end of the bargain. If you do, the employer will be more likely to do his part. The blessings of the Master Ranger are abundant upon obedient servants.

(5) Ultimately, there must be mutual trust and respect between the photographer and the employer. Faith and love should flow from our lives to Christ, who gave His all for us.

Closing ceremony: fellows, let's stand and ask Jesus to help us realize the responsibilities we have as Royal Rangers.

## CHARACTERS LIKE THE CODE

*(John Eller, National Dispatcher)*

Aim: To relate Bible characters to the Royal Rangers Code. Enlarge upon each character in your own words.

**ALERT**—He is mentally, physically, and spiritually alert. (Gideon's 300 men were disciplined, trained, and dedicated.)

**CLEAN**—He is clean in body, mind, and speech. (Joseph was a model prisoner, trustworthy as a servant, and faithful as a ruler.)

**HONEST**—He does not lie, cheat, or steal. (Zacchaeus met Christ and became truthful, upright, and made restitution.)

**COURAGEOUS**—He is brave in spite of danger, criticism, or threats. (David survived the odds with the giant, ignored objections to his worship of God, and trusted the Lord in spite of King Saul's harassments.)

**LOYAL**—He is faithful to his church, family, outpost, and friends. (Mordecai was true to God in the face of death, warned his family of approaching danger, was faithful to the king, and used his influence to save the entire Jewish nation from annihilation.)

**COURTEOUS**—He is polite, kind, and thoughtful. (Solomon was diplomatic, a man of peace, and mindful of others. He once said, "A soft answer turneth away wrath: but grievous words stir up anger" Proverbs 15:1.)

**OBEDIENT**—He obeys his parents, leaders, and those in authority. (Paul encouraged children to obey their parents, sought to cooperate with the church leadership of his time, and challenged all Christians to respect civil authority. And in his own words, Paul was "not disobedient to the heavenly vision" Acts 26:19.)

**SPIRITUAL**—He prays, reads the Bible, and witnesses. (Timothy was a man of prayer who had knowledge of the Holy Scriptures since he was a boy. Paul admonished him to "preach the word" 2 Timothy 4:2.)

Closing ceremony: let us each hold our Bible or Testament over our heart and, ask God to help us measure up to the code as did these characters from the Bible.

## WHICH DIRECTION ARE YOU GOING?

*(Ron Goble, Torrance, Calif.)*

Scripture: Hebrews 11:8

Would you walk into a wilderness blindfolded, or go to sea in a boat with no instruments or maps? Of course not!

But many start out in life this way. God has a plan, purpose, and direction for you, but you must first listen. He takes a personal interest in your future, but He will not force you against your will.

The first National Training Coordinator was Bob Reid.

• • • •

The first NTC was held May 23-26, 1968, at Camp Arrowhead near Marshfield, Mo., Elton Bell, Senior Guide.

• • • •

## FOUR



## STAR



## IDEAS



### BRAIN TEASERS

(W. Butterfield, NSW, Australia)

(1) If Peter's father is Andrew's son, what relation is Peter to Andrew? (Answer: grandson.)

(2) If two weeks ago yesterday was a Friday, what is tomorrow? (Answer: Sunday.)

(3) "Spell" the word "expediency" in five letters. (Answer: X-P-D-N-C.)

(4) Once upon a time five rabbits were playing in a field. A farmer shot one. How many rabbits remained in the field? (Answer: one.)

### KNOCK THE ROCK

(W. Butterfield, NSW, Australia)

Draw two large squares on the floor with chalk. At the center of the joining line, place a small rock. The players stand on each side. By bouncing a tennis ball back and forth, they attempt to knock the rock out of the opponent's square.

Team A gains a point when knocking the rock from Square B, and vice versa.

### OBSERVATION

(Frank R. Bender, Seattle, Wash.)

Items needed: 15 to 20 small camping items.

A number of varied objects are placed on a table. They may include such items as: pencil, compass, bandage, match, soap, string, map, etc. The boys stand around the table for one or two minutes and try to memorize the objects. Then, the items are covered with a sheet, and

the boys write down as many things as they can remember.

After three to four minutes, time is called and the lists are turned over to the leader. The patrol with the largest number of correct objects is the winner.

### PENNY RELAY

(W. Butterfield, NSW, Australia)

Players sit side by side in their patrols and pass a penny from one to another. The penny may only touch the *back* of the hand. If dropped, it must be returned to the end of the line and start again.

Object of the game is to see which patrol can pass the penny quickest.

### HOBBLE FEET

(Dick Robertson, Edmonds, Wash.)

Divide 10 boys into two teams. Line teams up facing each other, with a piece of rope given to Team A. The first boy runs to Team B, and ties a boy's feet together with a square knot. He then takes that boy's place in line.

The boy with the tied feet hops across the room, unties feet, and ties up the second boy of Team A. The game continues until all boys have had a turn.

### WHAT'S THE SIGN?

(Mark Krumrey, Minneapolis, Minn.)

Equipment needed: for each patrol a pencil and a large sheet of paper with *names* of twenty conventional map signs.

Line patrols in relay formation, facing lists tacked to opposite walls. On signal, the first boy runs to the wall and draws a map sign next to its correct name.

The boy then runs back, gives the pencil to the next player, and the game continues. Score two points for each correct sign, plus ten points for the patrol finishing first.

### SHOE SCRAMBLE

(Pam Breakspear, Australia)

Boys form a large circle and remove both shoes. These are placed inside the circle and mixed up while the boys turn their backs. On signal, they rush in to find and put on their shoes.

First to put on shoes correctly tied wins the prize. Have a gag gift for the last to do so.

## FRONTIER SUPPLY

For the past 6½ years, John Eller has operated Frontier Supply House as a service to the Frontiersmen Camping Fraternity. But because of ever-growing assignments for DISPATCH and HIGH ADVENTURE, he has sold the supply to Alan Gell. The name, "Frontier Supply House" will no longer be used.

• • • • •

"As I walk the trail of life in the fear of the wind and rain, grant O Great Spirit that I may always walk like a man."

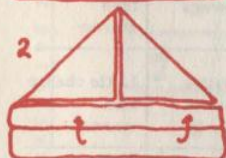
—Cherokee Indian Prayer




## HERE'S HOW TO MAKE A PRINTER'S HAT!



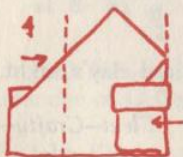
1. Place a full-sized, folded newspaper on a table, open edge toward you. Turn down upper corners to meet at center.



2. Fold lower edge of the top sheet up to base of the triangle.



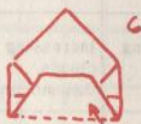
3. Now fold top sheet over again at base of the triangle. Leave the lower sheet unfolded.



4. Turn the whole thing over and fold the sides in to the center, so that the edges meet.



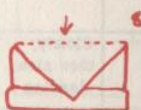
5. Fold up corners of the lower edge, forming small triangles.




6. Fold lower flap up.



7. Fold flap down and tuck it behind the "band."



8. Turn paper over again and fold point down to bottom edge.



9. Tuck point into band.



10. Open the cap and bring lower corners of cap together at center, forming a flat square.



11. Fold closed corners toward center, tucking them under band.



12. Fold top and bottom corners to meet at center. Cap is now ready to be opened and worn.

## "HOW TO BE A WEATHER PROPHECY"

To find out what tomorrow's weather will be: (1) Determine the direction of the wind. (2) Find out what kinds of clouds, if any, are in the sky by comparing them with photographs of cloud formations. (3) Then refer to the table below. In the vertical column, under the name of the prevailing cloud formation, read down until you come to the section in line with the surface wind direction (indicated at left). That section will tell you the weather you can expect within 24 hours. The forecasts given here hold generally, with slight variations, for all sections of the United States.

Surf Wind	C L O U D S						
	(less than 1/4 Clear	(cover) Cirrus	Alto- cumulus	Alto- stratus	Nimbus	Cumulus	Strato- cumulus
NW	Clear	Fair	Clearing	Clearing	Showery, then clearing	Clearing	Slow clearing
W	Generally fair	Increasing clouds	Slow clearing	Slow clearing	Showery, then clearing	Slow improve- ment	Slow improve- ment
SW	Increasing clouds	Increasing clouds	Increasing clouds, pos- sibly stormy	Clouds, possibly stormy	Stormy, then improving	Possible showers, then clearing	Showery, then clearing
S	Increasing clouds	Increasing clouds	Increasing clouds, then stormy	Increasing clouds, then stormy	Stormy, then improving	Showery	Stormy, then clearing
SE	Increasing clouds	Increasing clouds	Increasing clouds, then stormy	Increasing clouds, then stormy	Stormy	Probable showers	Cloudy, then stormy
E	Fair	Increasing clouds	Increasing clouds	Increasing clouds	Stormy, then stormy	Possible showers	Little change then stormy
NE	Clear	Fair	Cloudy, then slow clearing	Clouds	Slow improve- ment	Slow improve- ment	Slow improve- ment
N	Clear	Fair	Slow clearing	Slow clearing	Slow improve- ment	Improving	Improving

DISPATCH has had three editors:  
Paul Feller (1965-1970); Don Frank-  
lin (1971-73); John Eller (1974-).

Four issues of DISPATCH were pro-  
duced in 1963-64 on mimeograph be-  
fore the present format was adopted  
in September, 1964, with Les Smith as  
Layout Editor. Those early issues are  
collector's items.

Johnnie Barnes was once D-CAP of  
North Texas.

Johnnie Barnes once said that caves  
are full of drips.

Cave dwelling is a hard day's night.

A Frontiersman is . . . *Fleet-Crafty-  
Fraternal.*

Chief Rain-in-the-Face should buy an  
umbrella.

Long trains of thought carry no  
freight.

WEATHER OBSERVATION AND FORECAST

OUTDOOR EDUCATION

LOCATION \_\_\_\_\_

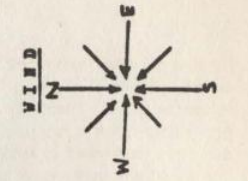
Observer/Group: \_\_\_\_\_

ME	HR.		TEMP.		R.H.		CLOUDS			WEATHER		WIND	BAR.	VIS.	FORECAST
	P	Mz	Mn	Lo	Med	Hi	How	Past 24 Hrs	Dir.	V					

- CLOUD SYMBOLS
- Low: Cumulus
  - Cumulus
  - Stratocumulus
  - Stratus
  - Cumulonimbus
  - Middle: Alto cumulus
  - Altostratus
  - High: Cirrus
  - Cirrostratus

- WEATHER SYMBOLS
- " " Drizzle
  - .. Rain
  - \*\* Snow
  - ∇ Showers
  - K Thunderstorms
  - ⚡ Lightning
  - Fog

- CLOUD COVER
- Clear
  - ◐ Partly cloudy
  - ◑ Overcast



Paul Stanek was once District Commander of Georgia.

John Eller was once D-CAP of Southern Missouri.

The liver of the brown bear may be eaten, but Polar Bear liver should never be eaten. It is dangerous and poison to humans.

The first District FCF Newsletter was Southern Missouri's Powder Horn, begun in November, 1967.

The man who said, "Go West, young man!" forgot how crowded the freeways are.

You are not lost. It's your camp that's lost.



Announcing  
the all New

# Straight Arrows

For Royal Rangers Ages 5-6

Kick off an exciting new *Royal Ranger* program this winter with **STRAIGHT ARROWS**, the program for boys ages 5 and 6! Using an appealing Indian theme throughout, this program emphasizes straight, honorable living. Here's what you'll need to get started—

## STRAIGHT ARROWS LEADER'S MANUAL

A loose-leaf manual containing complete meeting plans.

02 JG 0680 with binder \$4.95  
02 JG 0679 without binder \$2.95

## CRAFT PACKET

Each boy will use this handcraft packet instead of a handbook. Includes one craft project for each weekly meeting for one year.

18 JG 7590 \$1.65

## ROYAL RANGER EMBLEM

Official *Royal Ranger* emblem embroidered in full color on white twill background, 2½".

15 JG 6946 50¢

## STRAIGHT ARROWS INSIGNIA

A gold arrow on a red background. To be worn beneath small *Royal Ranger* emblem on right side of vest.

15 JG 0403 40¢

## ADVANCEMENT PINS

Tribesman	15 JG 6971	75¢
Brave	15 JG 6969	75¢
Warrior	15 JG 6978	75¢



Start planning your **STRAIGHT ARROWS** program today.  
Send your supplies order too—



**GOSPEL PUBLISHING HOUSE**

1445 BOONVILLE AVENUE, SPRINGFIELD, MISSOURI 65802

**RADIANT BOOKSTORE RADIANT BOOKSTORE**

415 N. SYCAMORE STREET, SANTA ANA, CA. 92701 1908 FOURTH AVE., SEATTLE, WASHINGTON 98101

